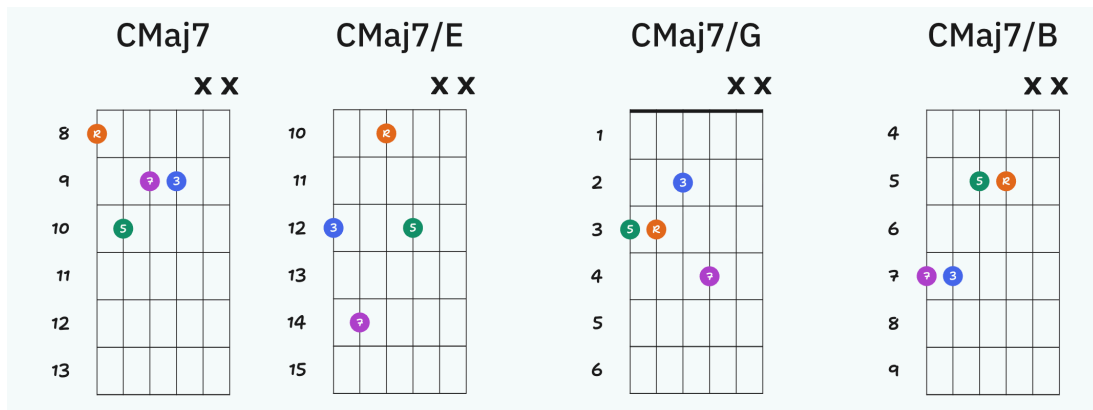
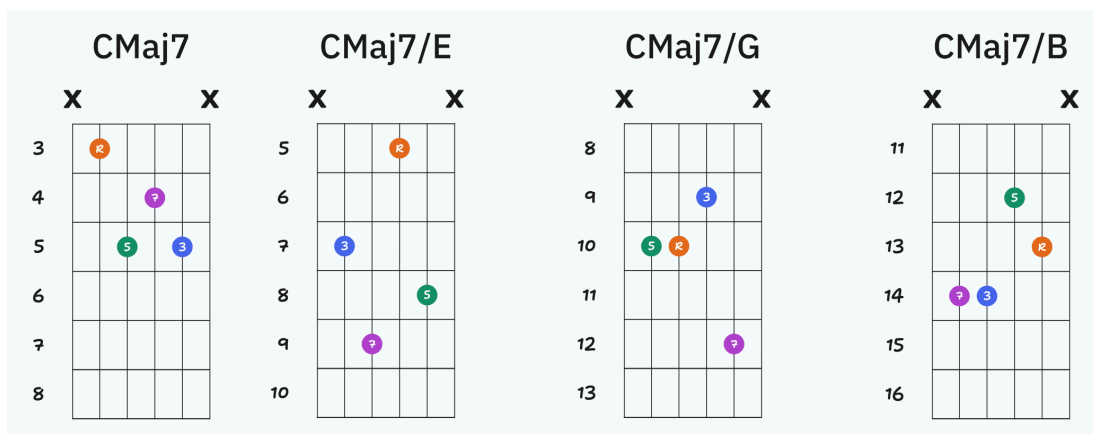


## Seventh chords you should know.

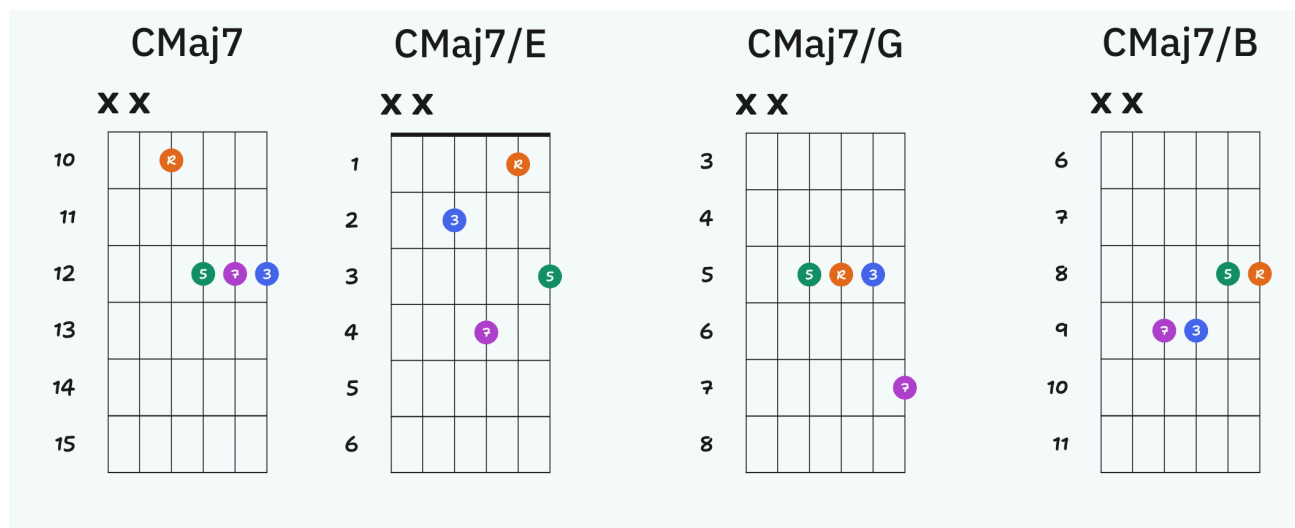
### Chord Shapes on the E, A, D and G Strings



### Chord Shapes on the A, D, G and B Strings



### Chord Shapes on the D, G, B and E Strings



## Chord Shapes on the E, D, G and B Strings

CMaj7				CMaj7/E				CMaj7/G				CMaj7/B			
X		X		X		X		X		X		X		X	
8	R														
9		7	3												
10															
11															
12															
13															

CMaj7/E				CMaj7/G				CMaj7/B							
X		X		X		X		X		X		X			
10															
11															
12	3														
13															
14															
15															

CMaj7/G				CMaj7/B			
X		X		X		X	
1							
2							
3							
4							
5							
6							

CMaj7/B			
X		X	
5			
6			
7			
8			
9			
10			

## Chord Shapes on the A, G, B and E String

CMaj7				CMaj7/E				CMaj7/G				CMaj7/B			
X		X		X		X		X		X		X		X	
3															
4															
5															
6															
7															
8															

CMaj7/E				CMaj7/G				CMaj7/B							
X		X		X		X		X		X		X			
5															
6															
7															
8															
9															
10															

CMaj7/G				CMaj7/B			
X		X		X		X	
8							
9							
10							
11							
12							
13							

CMaj7/B			
X		X	
12			
13			
14			
15			
16			
17			

**Remember you can create any of the other seventh chords just by moving the 3rd, 5th or seventh as per below**

<b>Chord Name</b>	<b>Order of notes in Drop 2</b>	<b>In the key of C</b>
Major 7	1, 5, 7, 3	C, G, B, E
Major 7#5	1, #5, 7, 3	C, G#, B, E
Major b5	1, b5, 7, 3	C, Gb, B, E
Dominant 7	1, 5, b7, 3	C, G, Bb, E
Dominant 7#5	1, #5, b7, 3	C, G#, Bb, E
Dominant 7b5	1, b5, b7, 3	C, Gb, Bb, E
Minor 7	1, 5, b7, b3	C, G, Bb, bE
Minor Major 7	1, 5, 7, b3	C, G, B, Eb
Minor 7 flat 5	1, b5, b7, b3	C, Gb, Bb, Eb
Diminished 7	1, b5, bb7, b3	C, Gb, bbB (A), bE